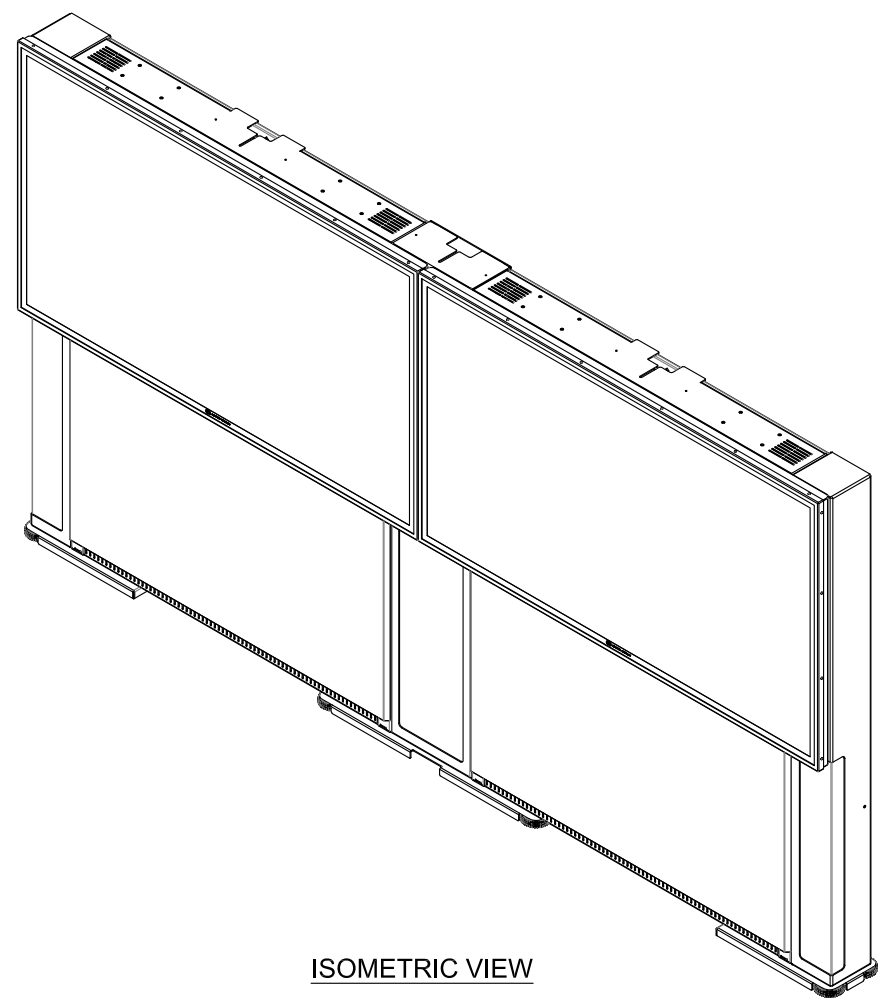
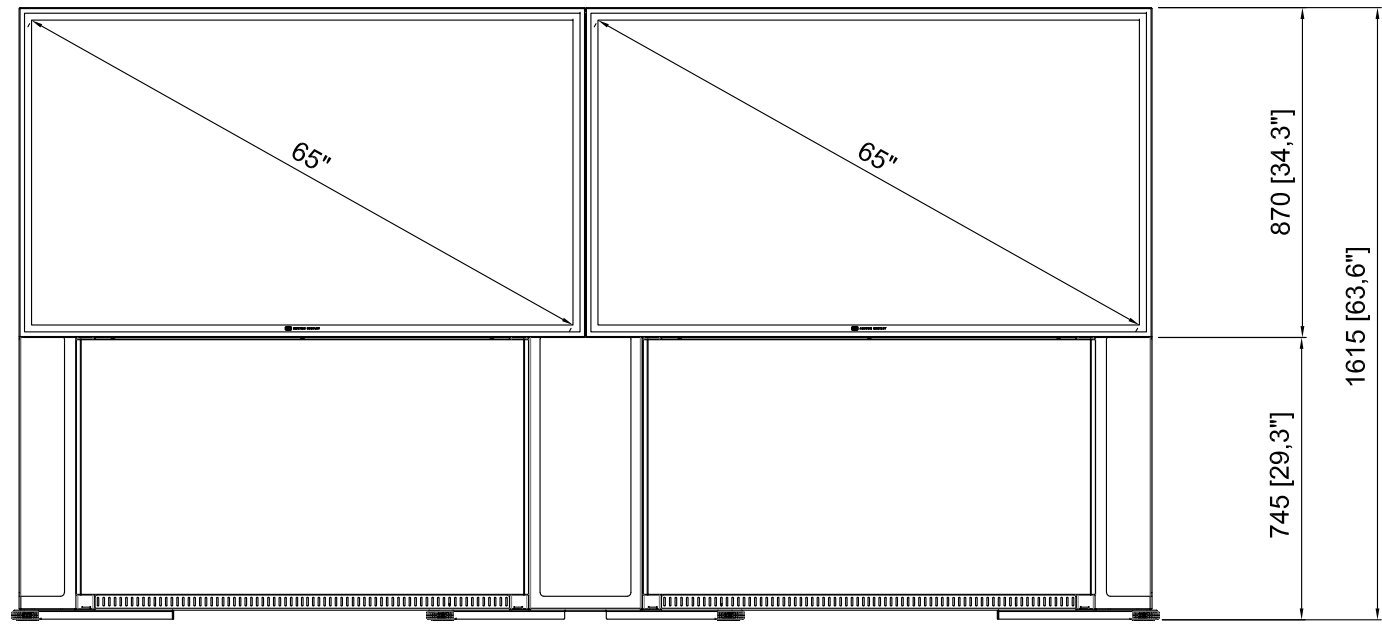
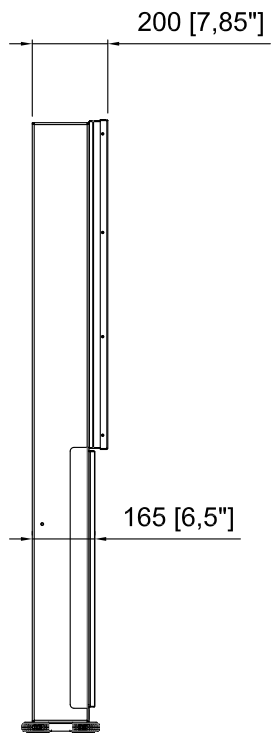
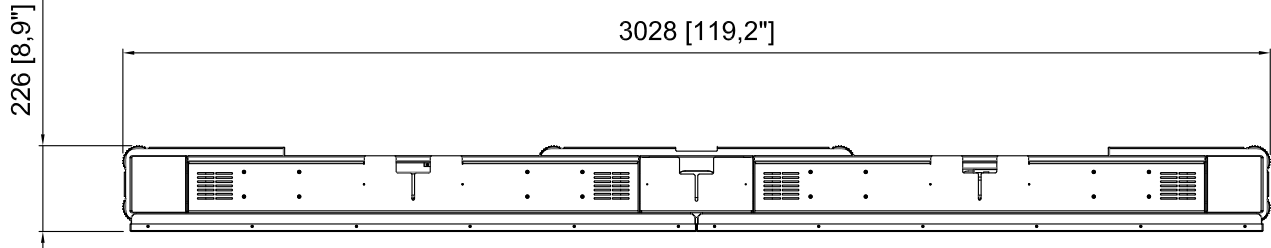


CHANGE No	REV	DESCRIPTION	DRAWN	DATE
	01	ORIGINAL	JR	03-12-2018
	02	ADDED DIMENSIONS & DRAWING NUMBER	JR	30-07-2019



ISOMETRIC VIEW

DO NOT SCALE DRAWING. SCALE NOTE(S) ARE SCALE REFERENCES RELATIVE TO MAIN VIEW ONLY AND MAY NOT REFLECT ACTUAL PART SIZE ON DRAWING. REMOVE SHARP EDGES UNLESS SPECIFIED.

THIS DOCUMENT AND ALL ASPECTS OF ITS CONTENTS ARE PROTECTED BY COPYRIGHT LAW AND MAY NOT BE REPRODUCED IN ANY MANNER, OR FOR ANY PURPOSE, EXCEPT BY WRITTEN PERMISSION OF ASHTON BENTLEY GROUP LTD, THE COPYRIGHT HOLDER.

ASHTON BENTLEY GROUP LTD.
23 SCHOONER PARK, SCHOONER COURT, CROSSWAYS BUSINESS PARK, DARTFORD, KENT, DA2 6NW UNITED KINGDOM

MATERIAL:	PROTECTIVE FINISH:	SURFACE ROUGHNESS:	DIMENSIONS IN: MM
---	---	---	TOLERANCES: (UNLESS STATED)
		STATIC WEIGHT:	---
			SCALE: 1:20

DRAWN BY:	DATE:
J ROWE	30-07-2019
APPROVED BY:	DATE:
R MCARDELL R VINTON	30-07-2019 30-07-2019
THIRD ANGLE PROJECTION:	

TITLE:	ab265 Slimline Base
DRAWING NUMBER:	740-00046
SOFTWARE:	SOLIDWORKS 2017 - AUTOCAD LT 2017
DRAWING SIZE: A3	USED ON:
SHEET: 1 OF 1	REV: 02