

Ashton Bentley Room Solutions for Cisco Collaboration Room Bars & Kits

Meeting room solutions that are simple and quick to deploy.



Over the last 15 years Ashton Bentley have developed and refined the way meeting rooms should be deployed.

Essentially commoditising key elements into 3 building blocks that are available individually, or combined as complete Meeting Room systems:

- Chassis Display Mounts
- Meeting Room AV Technology
- Meeting Tables



The Ashton Bentley Chassis Display Mounts allow streamlined, quick and easy installation options that deliver a full Teams Rooms experience.

Optimised to partner with Cisco for:

- Express Install for Microsoft Teams Rooms
- Direct replacements for Cisco MX Series





Express Install for Teams Rooms



What is an “Ashton Bentley Express Install for Microsoft Teams Rooms”?



The Ashton Bentley Chassis Display Mounts are approved by Microsoft for their Express Install for Microsoft Teams Rooms solutions.

A meeting room system that enables Teams to be used to its full potential.

With no custom room modifications required, Ashton Bentley Express Install solutions are less complex than traditional installation methods, resulting in a lower total cost of ownership that enables you to get new Teams Rooms up and running quickly, and at scale.

Fully flexible rooms that also enable change at a low cost.

The best user experience that is repeatable, across buildings and global estates.

Ashton Bentley: Display Mount Chassis (55” to 110” Display)

The best way to easily mount your displays and Cisco equipment in any meeting space. Simple to buy. Simple to install. Simple to Use.

Cisco: Room Bars and Kits

Create flexible and inclusive experiences in every meeting room.



The Solution for Express Install for Microsoft Teams Rooms.



- **Quick installation**
Only requires two non-specialist people for a few hours per room.
- **No custom room modifications necessary**
Little, or no, building work or containment required. A flexible floor mount system supports your display, Videobar, and other AV hardware, while your device(s) is connected via USB or POE. A single power plug and network socket are all you need.
- **Suitable devices certified for Teams are already in the device ecosystem**
All existing certified MTR devices can easily be integrated into Ashton Bentley solutions.
- **Full Teams Rooms experience**
The inclusive and collaborative experience that users love about Teams Rooms are fully present with Express Install. There may be an (improved) aesthetic difference between fully integrated Teams Rooms and an Express Install, but the same functionality remains.
- **Scale-up meeting rooms fast at lower cost**
With no custom room remediation, the total cost for Ashton Bentley Express Install rooms usually cost less than other solutions. This means you can install Teams Rooms at scale, making office modernization, and better workplace experiences, easier and faster to achieve.



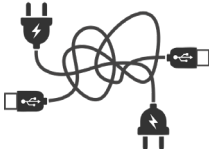


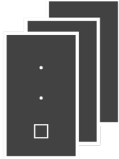




The Ashton Bentley Microsoft Express Room solutions are supplied via our Channel Partners.

These partners bundle Ashton Bentley Display Mounts with displays and Microsoft certified MTR hardware. Everything required to install, set-up and activate a Microsoft Teams Room system in hours not days.

The optional Meeting AV Technology and Meeting Room Tables from Ashton Bentley are available for complete rooms as and when required.

Ashton Bentley offers a well-established range of self-assembly products that enable quick and easy installation of Microsoft Teams Rooms with no specialist knowledge or tools required.

 <p>Designed with Video Collaboration in mind</p>	 <p>Tool-less Construction</p>
 <p>Built-In cable management Remove Cable Clutter</p>	 <p>Ample Power sockets/ connectivity</p>
 <p>Quick Deploy Time</p>	 <p>Repeatable</p>
 <p>Easy to build No skills required</p>	 <p>Optimised for Accessibility</p>

A black and white photograph of a modern office space. In the center is a large, light-colored wooden desk with a laptop on it. Two ergonomic office chairs with mesh backs are positioned at the desk. To the left of the desk, a large monitor is mounted on a stand. A floor lamp with a large, cylindrical shade stands to the left of the desk. In the background, there is a large window with a curved top, showing a view of a city street. A radiator is visible under the window. The overall atmosphere is professional and contemporary.

Chassis Display Mounts for Cisco

MX Replacements



The Ashton Bentley Display Mount Range.



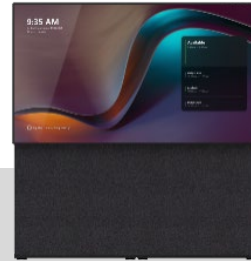
One55



One65



One75



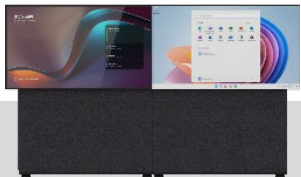
One86



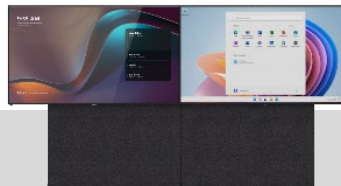
One98



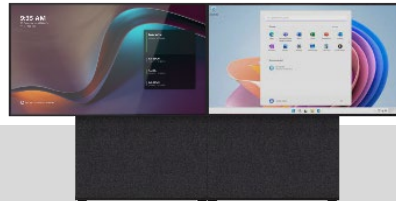
AB105



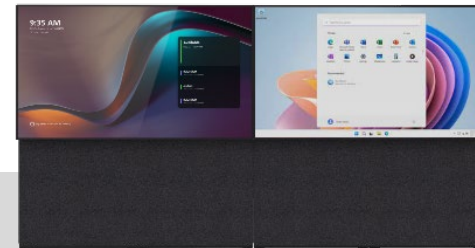
Two55



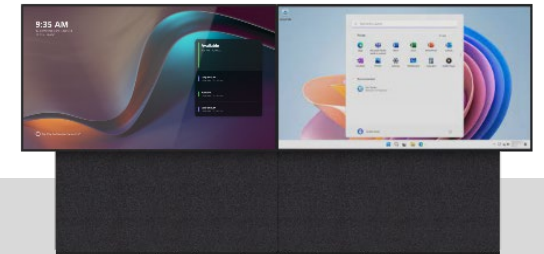
Two65



Two75



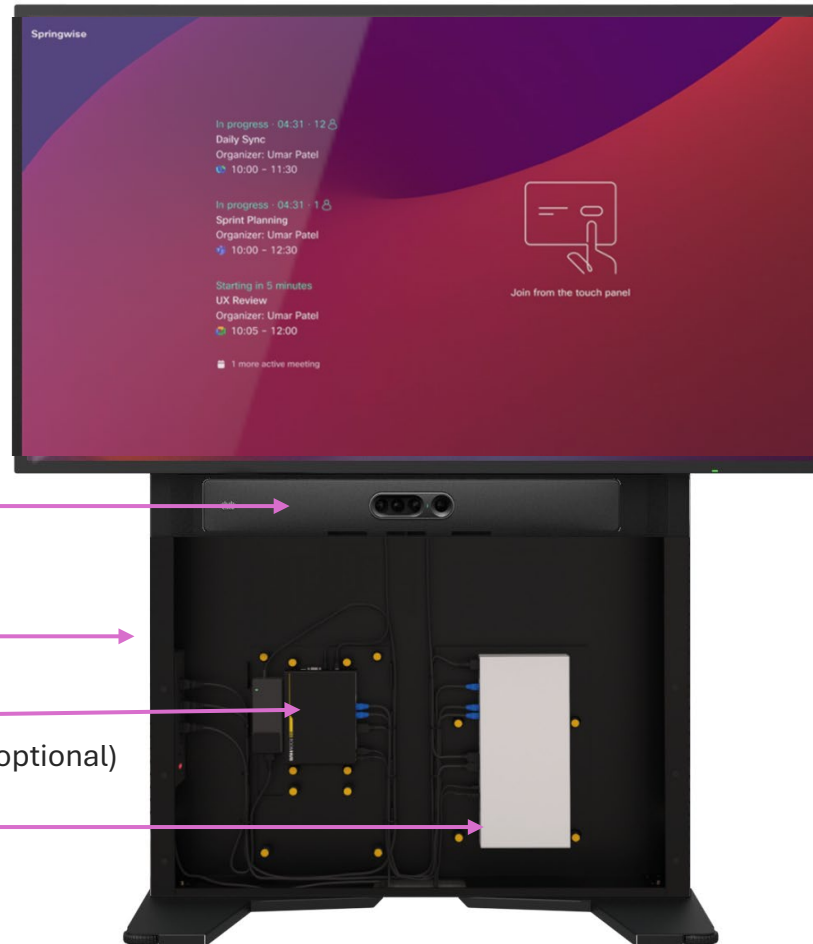
Two86



Two98



Anatomy of an Ashton Bentley Display Mount Chassis.



Camera Below




Camera Above

Mounting brackets for
Cisco Bars

Power Distribution Block

Extender
Table to Cisco VC (optional)

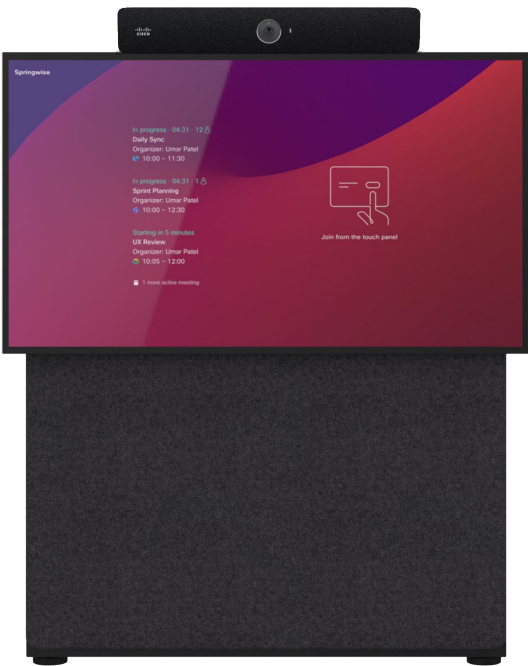
Bracket for Cisco EQ



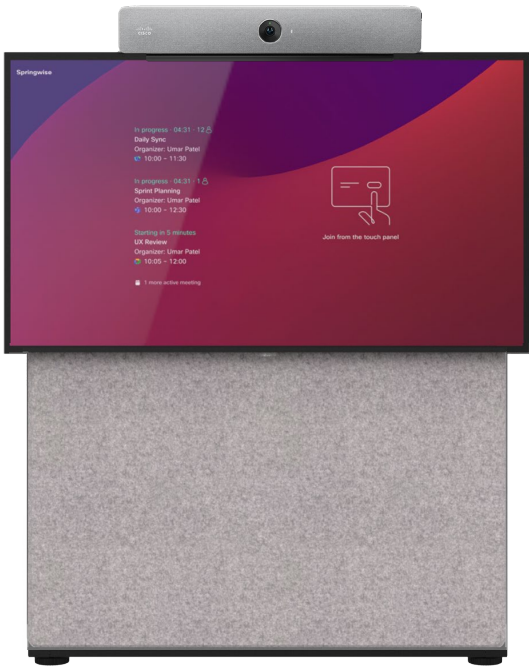
Showing:

- Power Distribution Block (region specific)
- Mounting of Ashton Bentley AV Technology and Cisco EQ

Front panels are located with magnetic fixings to make access simple.



Standard
Charcoal Acoustic Front Panel




Optional
“Clouds” Acoustic Front Panel

Optional Acoustic Front Panel Colours

Supplied as Standard



Charcoal grey

 <p>Nocturn</p>	 <p>Eden</p>	 <p>Slate</p>	 <p>Charcoal grey</p>
 <p>Natural</p>	 <p>Sand</p>	 <p>Misty Dew</p>	 <p>Black</p>
 <p>Neptune</p>	 <p>Clouds</p>	 <p>Oyster</p>	 <p>White</p>
 <p>Sage</p>	 <p>Yellow</p>	 <p>Red</p>	



Floor-to-Wall
Standard system.

Supplied with brackets to anchor to the wall.

The weight of the chassis/display/VC remains down on the floor, not on the wall.



Freestanding
Option.

Simply attach to the Floor-to-Wall chassis.

- Place in front of a glass wall, or in free space.
- **Ideal for non-permanent locations.**
- Use in listed building where no building work is permitted.



Mobile
Option.

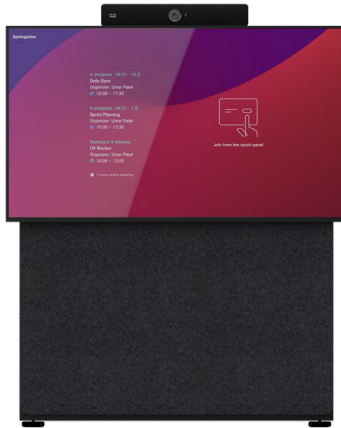
Simply to attach to the Floor-to-Wall Chassis.

For manoeuvrability on site.



Floor Fix
Option.

When you want to anchor the system directly to the floor.



AB One55



AB Two55

Ashton Bentley Components

55/65/75" Floor-to-Wall Chassis
Chassis Video Bar/Camera Bracket Kit

Integrator Supplied Components

Cisco Room Bar (or alternative Cisco product)
Cisco Room Navigator
55" Display



AB One65



AB Two65

Ashton Bentley Components

55/65/75" Floor-to-Wall Chassis
Chassis Video Bar/Camera Bracket Kit

Integrator Supplied Components

Cisco Room Bar Pro (or alternative Cisco product)
Cisco Room Navigator
65" Display



AB One75



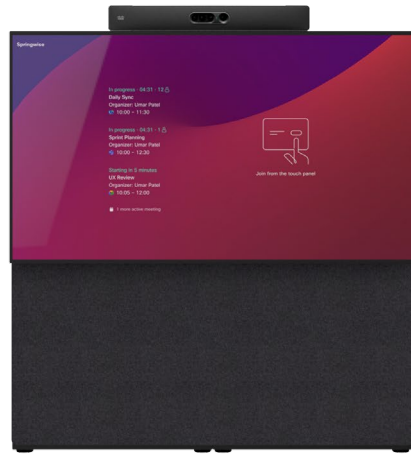
AB Two75

Ashton Bentley Components

55/65/75" Floor-to-Wall Chassis
Chassis Video Bar/Camera Bracket Kit

Integrator Supplied Components

Cisco Room Bar Pro or EQ/Quadcam
Cisco Room Navigator
75" Display



AB One86



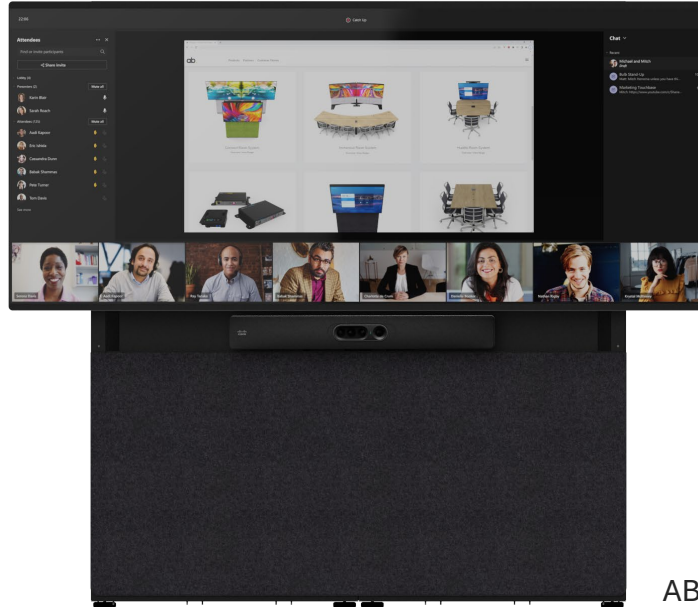
AB Two86

Ashton Bentley Components

LUC Floor-to-Wall Chassis
Chassis Video Bar/Camera Bracket Kit

Integrator Supplied Components

Cisco Room Bar Pro or EQ/Quadcam
Cisco Room Navigator
86" Display



AB One105



Optional Immersive Tables from Ashton Bentley

Ashton Bentley Components

LUC Floor-to-Wall Chassis
Chassis Video Bar/Camera Bracket Kit

Integrator Supplied Components

Cisco EQ/Quadcam
Cisco Room Navigator
105" Display



Complete the room



Manufactured by AB
Supplied through Channel Partner

Meeting Room AV Technology




Meeting Room Tables





Meeting Room AV Technology





TX2/DX2

Room AV Infrastructure



Tablebox

2 cables or 2 retractors for laptop inputs:
1 x USB-C and 1 x HDMI

Intuitive Touch Panel

Allows the user to select:

- USB-C or HDMI Laptop input
- BYOD
- AUX Inputs 1 & 2 (HDMI)



Interfaces directly with Cisco Webex Room Navigator providing integrated Presentation and BYOD control.

Simple two-box solution providing the complete audio-visual infrastructure for meeting rooms.

Designed to partner with the latest VC solutions, the boxes replace the traditional rack of AV equipment.

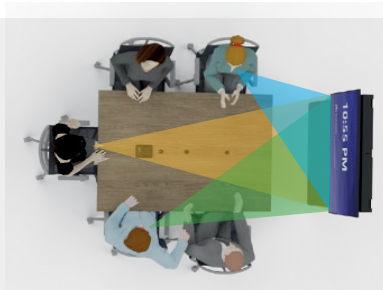
Providing USB-C and HDMI connectivity, signal routing and control. A complete meeting room solution in two boxes.

- Uncompressed 4K Video Transmission
- USB-C Extender & Connectivity
- User-Friendly Configuration tool
- Comprehensive remote monitoring



Collaboration Tables

Rectangular Tables (RT) Optimized for Space



RT5
Seats 5



RT7
Seats 7




RT9
Seats 9



RT11
Seats 11

Shaped Tables (ST) Optimized for Video



ST7
Seats 7



ST8
Seats 8



ST9
Seats 9



ST10
Seats 10

Immersive (TP) Optimized for Engagement



TP4
Seats 4



TP6
Seats 6

Power sockets, Tablebox, Retractors and cables all discreetly concealed in the table.



Huddle Room Solutions





Huddle43.ST2

43" Display – 2 Seats



Huddle43.ST3

43" Display – 3 Seats



Huddle55.ST5

55" Display – 5 Seats



Ashton Bentley Room Packages



AB Room Packages – Complete systems.



We can work with the customer to produce packages that simplify all aspects of Meeting Room AV Technology and Tables:

- Purchasing
- Deployment
- Operation
- Support





Ashton Bentley
23 Schooner Court
Crossways Business Park
Dartford
DA2 6NW
United Kingdom

t: +44 (0)207 100 1200
e: spaces@ashtonbentley.com
w: www.ashtonbentley.com

Integration Partner



1201 Lakeside Parkway #160
Flower Mound
TX 75028
USA

t: +1 855-521-0050
e: velocity@ourforte.com
w: www.ourforte.com

Want to know more?

www.ashtonbentley.com | spaces@ashtonbentley.com | +44 (0)207 100 1200

© 2011-2025 Ashton Bentley Trading Limited. All rights reserved. Ashton Bentley®, the Ashton Bentley logo and the names and marks associated with Ashton Bentley's products are trademarks and/or service marks of Ashton Bentley Trading Limited. and are registered and/or common law marks in the United Kingdom, United States and various other countries. All other trademarks are property of their respective owners. No portion here of may be reproduced or transmitted in any form or by any means, for any purpose other than the recipient's personal use, without the express written permission of Ashton Bentley.

Illustrations in this document might look different from your product. Content is subject to change without notice.

3rd party manufacturers may make periodic changes to the operational behaviour and features of their product(s). Please refer to their resources for the latest information.