



# Huddle

AV Collaboration Furniture

 **kramer** | **ab.** Ashton Bentley.

# Introduction



Workplaces and meeting rooms are changing. Businesses must use office space smarter while supporting hybrid collaboration.

This is driving demand for high-quality meeting spaces designed for small teams.

**The Ashton Bentley Huddle** is built for exactly this.

The Huddle is a fully integrated AV and table solution that transforms small spaces into powerful collaboration environments. Teams can meet in person, present content or connect with remote colleagues via video.

Designed to work with your preferred display and conferencing platform, the Huddle supports scalable, enterprise-ready deployment. Maximise space while giving teams the technology they need to collaborate.

**It's not about the size of the space — it's how you use it!**





# Behind the Design

The Ashton Bentley Huddle has been designed to prioritise comfort and functionality with particular attention given to the following:

## Reach


All peripherals and devices are conveniently positioned within easy reach and arranged so they do not obstruct or interfere with the user's workspace.

## Sight

Users have a clear line of sight to other participants and presentation displays, supporting effective communication and collaboration.

## Body position

The setup promotes a comfortable posture, helping to minimise fatigue and physical strain during use.



# Making Things Simple



## Assembly

The Huddle is designed for quick, simple assembly with no specialist expertise or tools required.

If you can build flat-pack furniture, you can install a Huddle.

## Building Work

Minimal building work is needed.

The Huddle can be placed against a wall and secured with brackets supplied or used as a fully free-standing unit with the optional base.

## Ordering

Just as easy. One part number covers the main system then simply add any optional items you need.

Its modular design also makes palletising and global shipping straightforward.

## What's Included

- Clear visual guides with step-by-step assembly instructions
- Clearly labelled cartons with easy-to-identify parts
- Fixings, brackets and cables



# Sit or Stand?



## The Huddle is available in two heights:

- 740mm (29") – Desk Height
- 1020mm (40") – Counter Height

Both follow recommended guidelines from the Business and Institutional Furniture Manufacturer's Association (BIFMA).

Research shows that standing meetings offer several advantages:

### Productivity

Keeps people engaged and focused, helping reduce fatigue and keep conversations moving.

### Flexible

Stand or sit. High tables make it easy to change position during longer meetings.

### Wellbeing

Encourages better posture and improves circulation.

### Modern & functional

Contemporary look while creating flexible spaces for meetings, collaboration and quick discussions.



## Wheelchair Access

Each user has space for themselves and their personal devices, creating a comfortable, uncluttered experience.

The table leg is carefully positioned to provide strength and stability while maximising legroom and accessibility.



# Structural Features



## Removable Leg & Display Mounty Covers

Easily removed allowing access to the concealed electronics, cables and retractors.



## Concealed Cable Tray

Cables can pass between leg and Display Mount, removing the requirement for extra floor access.



## Adjustable Feet

Fitted to the table leg and Display Mount ensuring the unit is level and stable.



## Low Level Cable Access

Cables can be run from the floor into either the table leg or Display Mount



# Power Distribution



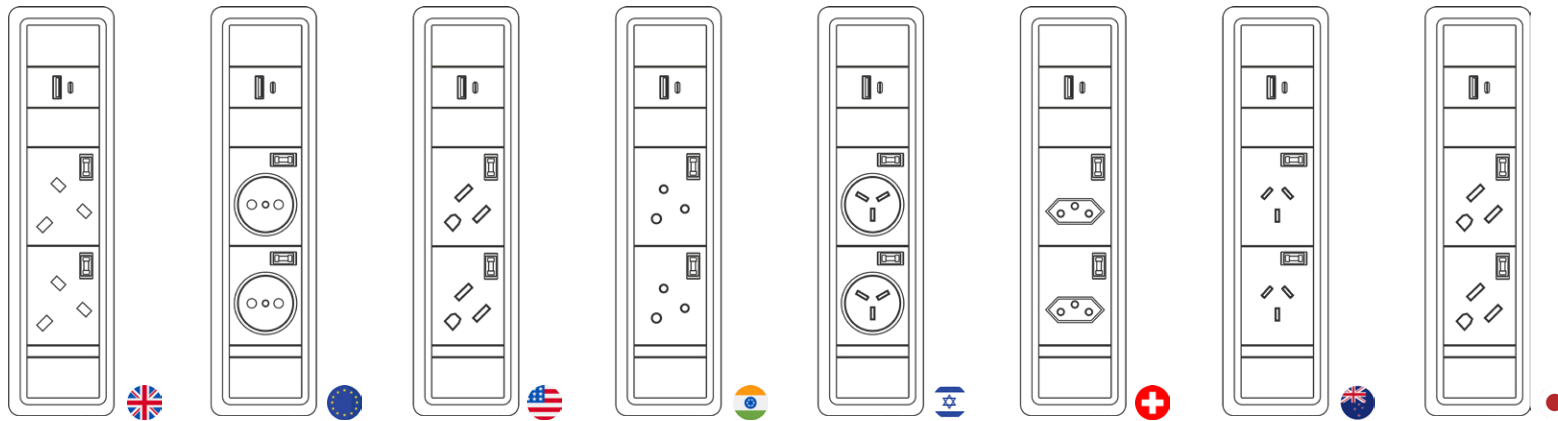
Power blocks are installed in the end of the table leg, ensuring easy access for all, including wheelchair users.



Each power block contains:

- 1 x USB-A charging socket
- 1 x USB-C charging socket
- 2 x Region specific power sockets

UK | USA | EU | INDIA | ISRAEL | SWITZERLAND | AUSTRALIA/NZ | JAPAN





Custom Shop

# Make it your Own



## Your choice of Display

Designed to accommodate all leading display brands, including those listed below.

Simple fixing method makes installation a breeze.



## Your choice of VC hardware

Suitable videobars and cameras from most leading VC manufacturers, including those listed below, can be mounted above the display.



## Your choice of Video Conferencing Platform



SAMSUNG



SONY

NEC

neat.



# Table Finishes



Selection of high-quality durable surface finishes

## Solid White

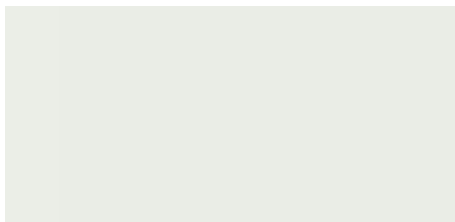
Clean and neutral with a subtle “icy” tone from its blue content.  
Matt and non-reflective.

## Wood

Natural woodgrain with texture, creating a warm, crafted feel.



## Solid Colour



### White

Polyrey B070  
Blanc Megeve FA

## Wood Veneer



### Light Wood

Egger H3309 ST28  
Sand Gladstone Oak



### Grey Wood

Egger H1210-ST33  
Grey-Beige Tossini Elm



### Dark Wood

H3325 ST28  
Tobacco Gladstone Oak

# Make it your own



Acoustic covers/panels in a range of colours.

Magnetic fixings for quick access to concealed hardware space.

Made from 12mm PET, with 75% from recycled plastic bottles.

Class D rated, assisting with sound absorption in the room and help reduce echo.

## Optional Rear Cover / Cover + Whiteboard




## Acoustic Front Cover



# Cover Colour Options



1. Charcoal grey (Standard)




2. Black



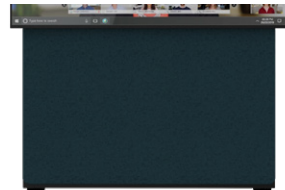
3. White



4. Sage




4. Nocturn




5. Eden




6. Slate




7. Yellow




7. Natura



8. Sand



9. Misty Dew



10. Red



11. Neptune



12. Clouds



13. Oyster

# Are you sitting comfortably



## Sedus Se:Joy Chairs & Stools

A modern design.

Comfortable seating with intuitive functionality make it perfect for all office areas including Huddle rooms.



### Frame Colour:



Black

Pale grey

### Fabric Colour:



Orange



Olive green



Light Grey



Sand



Anthrosite



Connectivity

# Tablebox Interface



## The Tablebox

The Huddle comes with a Tablebox as standard.

This can be customised to suit your connectivity requirements, with all cables, retractor mechanisms and electronics concealed in the table leg so nothing hanging down beneath the table surface.



## Optional OLED Capacitive Touch Panel

Simple to install into the Tablebox. Intuitive operation with colour coded buttons that give feedback to the user.

Used with TX2/DX2 to provide manual selection of:

- Inputs at the table
- AUX inputs at the DX2
- BYOD in some systems

Can be programmed via the DX2 in-built web server GUI.

# Cables & Retractors



## Cables

With locking connector to prevent inadvertent disconnection from any AB device.

### USB-C (2.6m)

Fully specified passive cable simultaneously

supporting:

- 4K60 4:4:4 video
- 100W of charging
- USB-2
- USB-3
- Gigabit network

### HDMI (2.8m)



## Retractors

With all metal mechanism for reliability. Tested to 5,000 pulls.

### USB-C (95cm)

Retractor has passive cable simultaneously

supporting:

- 4K60 4:4:4 video
- 100W of charging
- USB-2
- USB-3
- Gigabit network

### HDMI (123cm)





AV Technology

# AV Technology



We have several AV technology kits that can be easily integrated into the Huddle.

Your choice of VC hardware, combined with the functionality you require, will help determine the most suitable kit for your space.

If you are unsure, we would be happy to assist. Just let us know what you want to achieve.



## BX USB-C Breakout Hub Kit

An enterprise grade powerful alternative to proprietary USB-C docks, providing breakout connectivity to devices.

Designed to be neatly mounted under a desk/table or in a lectern, this versatile box makes BYOD for meeting rooms easy to set up without unnecessary equipment.

Connect your display and USB devices, then over a single USB-C cable access the network and receive 100W of charging.



Brochure



## TX2/DX2 Meeting Room AV Kit

A simple, cost-effective two-box solution that provides the complete AV infrastructure for meeting rooms. Removing the need for a traditional rack of AV equipment.

Designed to work with modern video conferencing solutions, the system includes built-in control for signal routing, managed USB switching for BYOD, and display or third-party codec control. The system can also be remotely managed and controlled.



Brochure



# Huddle Range



Top View



Side View



CAD Drawing



- Mount for 43" Display
- Concealed technology and cable management
- Single piece table surface
- Tablebox
- Leg with 1 x Power Block containing:
  - 1 x region specific power sockets
  - 1 x USB-C & 1 x USB-A charging sockets
- Cable grommet in table surface
- Overall Dims: L 1155 (45.4") x W 1460 (57.5") x H 1305 (51.4")

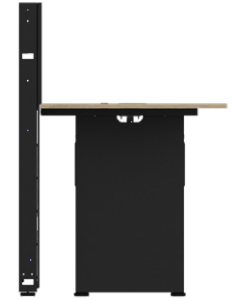
# H43.ST2DH



# H43.ST2CH



Top View



Side View



CAD Drawing



- Mount for 43" Display
- Concealed technology and cable management
- Single piece table surface
- Tablebox
- Leg with 1 x Power Block containing:
  - 1 x region specific power sockets
  - 1 x USB-C & 1 x USB-A charging sockets
- Cable grommet in table surface
- Overall Dims: L 1155 (45.4") x W 1460 (57.5") x H 1615 (63.6")



# H43.ST3DH



Top View



Side View



CAD Drawing



- Mount for 43" Display
- Concealed technology and cable management
- Single piece table surface
- Tablebox
- Leg with 2 x Power Blocks, each containing:
  - 1 x region specific power sockets
  - 1 x USB-C & 1 x USB-A charging sockets
- Cable grommet in table surface
- Overall Dims: L 1335 (52.5") x W 1315 (51.9") x H 1300 (51.2")



Top View



Side View



CAD Drawing



- Mount for 43" Display
- Concealed technology and cable management
- Single piece table surface
- Tablebox
- Leg with 2 x Power Blocks, each containing:
  - 1 x region specific power sockets
  - 1 x USB-C & 1 x USB-A charging sockets
- Cable grommet in table surface
- Overall Dims: L 1335 (52.5") x W 1315 (51.9") x H 1610 (63.4")

# H43.ST3CH



Top View



Side View



CAD Drawing



- Mount for 55" Display
- Concealed technology and cable management
- Single piece table surface
- Tablebox
- Leg with 2 x Power Blocks, each containing:
  - 1 x region specific power sockets
  - 1 x USB-C & 1 x USB-A charging sockets
- Cable grommet in table surface
- Overall Dims: L 1640 (64.7") x W 1370 (53.8") x H 1450 (57.1")

# H55.ST5DH



# H55.ST5CH



Top View



Side View



CAD Drawing



- Mount for 55" Display
- Concealed technology and cable management
- Single piece table surface
- Tablebox
- Leg with 2 x Power Blocks, each containing:
  - 1 x region specific power sockets
  - 1 x USB-C & 1 x USB-A charging sockets
- Cable grommet in table surface
- Overall Dims: L 1640 (64.7") x W 1370 (53.8") x H 1760 (69.3")

# Huddle Applications




Pods



Open Spaces



Executive Offices



Huddle Rooms



Ashton Bentley  
23 Schooner Court  
Crossways Business Park  
Dartford  
DA2 6NW  
United Kingdom

t: +44 (0)207 100 1200

e: [ab\\_spaces@kramerav.com](mailto:ab_spaces@kramerav.com)

w: [www.ashtonbentley.com](http://www.ashtonbentley.com)

Ashton Bentley started 15 years ago with a small group of like-minded people who believed meeting room AV could, and should, be simpler.

What once felt like a bold idea is now becoming the norm, with industry heavy weights endorsing and promoting our (we are not biased) excellent products!

It hasn't always been a smooth ride, but it's been a fun one—and it turns out we weren't as mad as we first thought.

**Much more to come!**